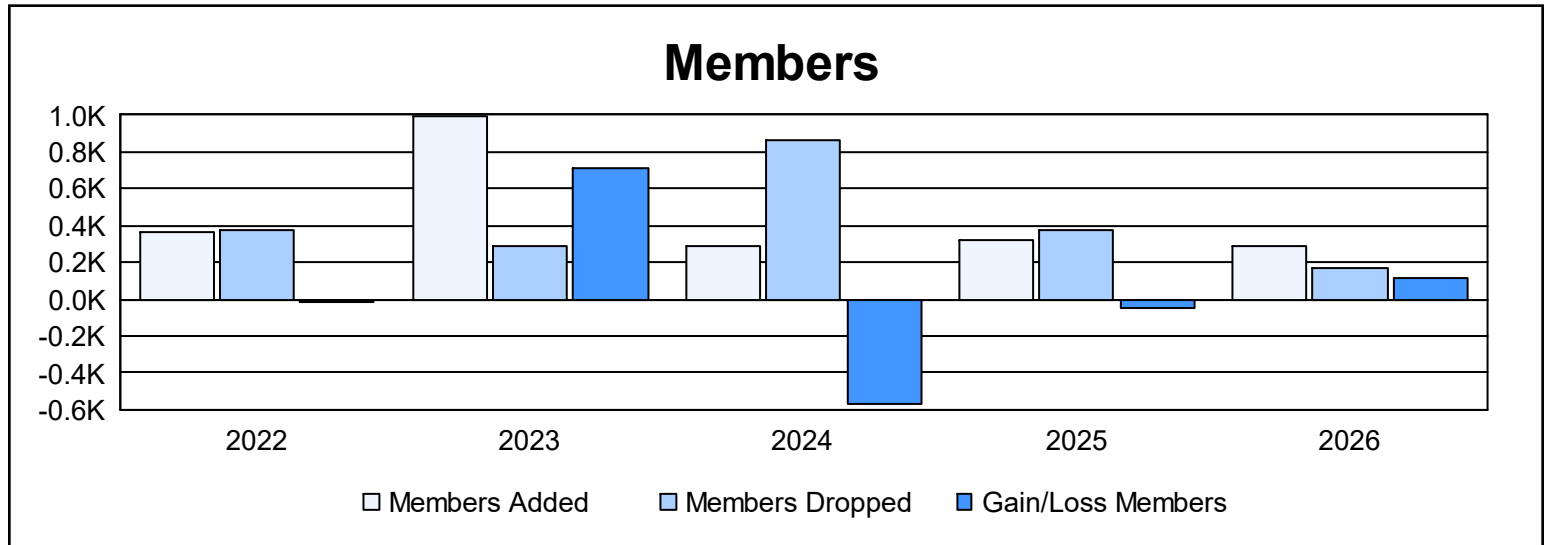
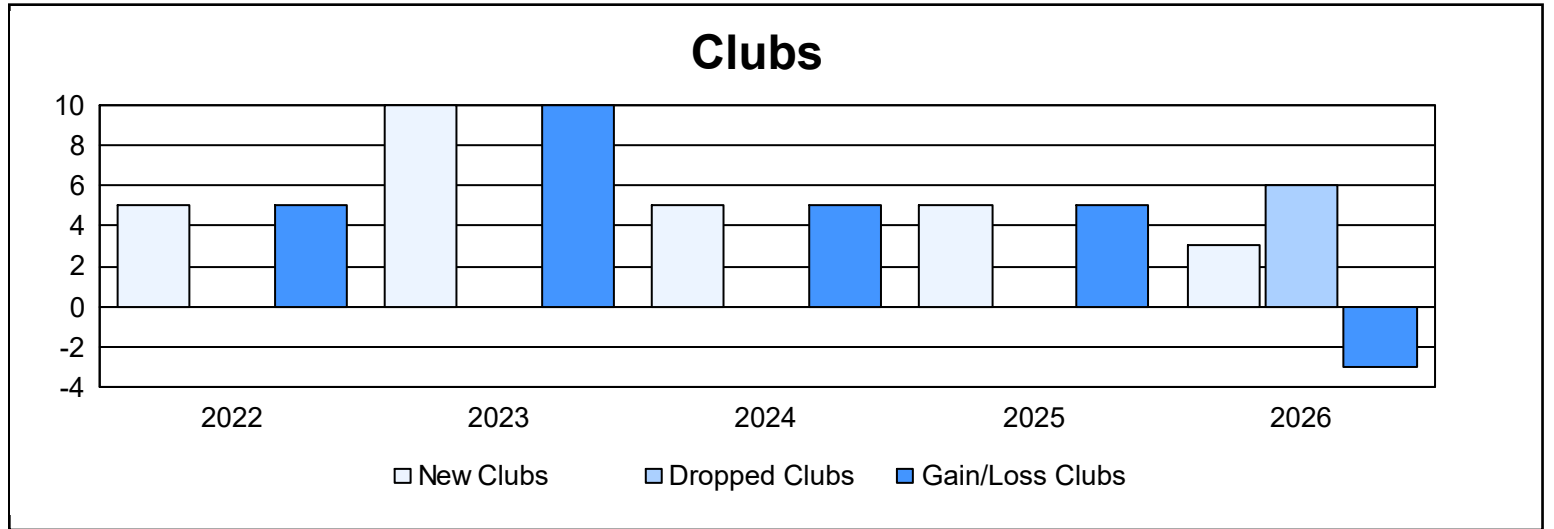
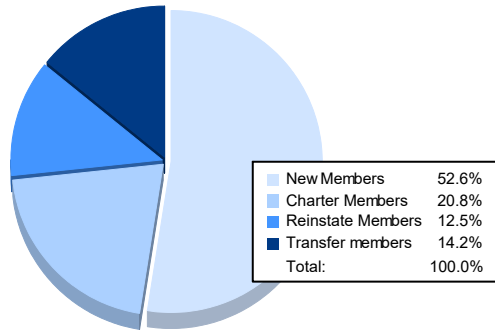


| Year | New Clubs | Dropped Clubs | Gain/ Loss Clubs | New Members | Charter Members | Reinstate Members | Transfer Members | Total Member Added | Total Members Dropped | Gain/ Loss Members |
|----------------|-----------|---------------|------------------|-------------|-----------------|-------------------|------------------|--------------------|-----------------------|--------------------|
| 2021-2022 | 5 | 0 | 5 | 147 | 166 | 13 | 34 | 360 | 377 | -17 |
| 2022-2023 | 10 | 0 | 10 | 418 | 262 | 312 | 4 | 996 | 287 | 709 |
| 2023-2024 | 5 | 0 | 5 | 88 | 135 | 32 | 35 | 290 | 863 | -573 |
| 2024-2025 | 5 | 0 | 5 | 95 | 100 | 113 | 18 | 326 | 373 | -47 |
| 2025-2026 | 3 | 6 | -3 | 152 | 60 | 36 | 41 | 289 | 174 | 115 |
| Average | 6 | 1 | 4 | 180 | 145 | 101 | 26 | 452 | 415 | 37 |



Membership Composition March 2026 Cumulative



Gender Composition March 2026 Cumulative

